

## Computer Science Engineering Course Structure

### III Year – I SEMESTER

S. No.	Subject	T	P	Credits
1	Compiler Design	4	-	3
2	Data Communication	4	-	3
3	Principles of Programming Languages	4	-	3
4	Database Management Systems	4	-	3
5	Operating Systems	4	-	3
6	Compiler Design Lab	-	3	2
7	Operating System & Linux Programming Lab	-	3	2
8	Database Management Systems Lab		3	2
9	Seminar	--	--	1
<b>Total Credits</b>				<b>22</b>

University Updates

III Year – I SEMESTER

T	P	C
4	0	3

## Compiler Design

**Course Objectives:** To make the student to understand the process involved in a compiler, create an overall view of various types of translators, linkers, loaders, and phases of a compiler, understand what is syntax analysis, various types of parsers especially the top down approach, awareness among students the various types of bottom up parsers, understand the syntax analysis and, intermediate code generation, type checking, the role of symbol table and its organization, Code generation, machine independent code optimization and instruction scheduling.

### Course Outcomes:

1. To introduce the major concept areas of language translation and compiler design
2. To develop an awareness of the function and complexity of compilers.
3. To provide practical, hands on experience in compiler design
4. Identify the similarities and differences among various parsing techniques and grammar transformation techniques

### Unit-I:

Overview of language processing – pre-processors – compiler – assembler – interpreters, pre-processors, – linkers & loaders - structure of a compiler – phases of a compiler (TEXT BOOK 2). Lexical Analysis – Role of Lexical Analysis – Lexical Analysis Vs. Parsing – Token, patterns and Lexemes – Lexical Errors – Regular Expressions – Regular definitions for the language constructs – Strings, Sequences, Comments – Transition diagram for recognition of tokens, Reserved words and identifiers, Examples.

### Unit-II

Syntax Analysis – discussion on CFG, LMD,RMD, parse trees, Role of a parser – classification of parsing techniques – Brute force approach, left recursion, left factoring, Top down parsing – First and Follow- LL(1) Grammars, Non-Recursive predictive parsing – Error recovery in predictive parsing.

### Unit-III

What is bottom up parsing approach, Types of Bottom up approaches; Introduction to simple LR – Why LR Parsers – Model of an LR Parsers – Operator Precedence- Shift Reduce Parsing – Difference between LR and LL Parsers, Construction of SLR Tables.

More powerful LR parses, construction of CLR (1), LALR Parsing tables, Dangling ELSE Ambiguity, Error recovery in LR Parsing. Comparison of all bottoms up approaches with all top down approaches

### Unit-IV

Semantic analysis, SDT Schemes, evaluation of semantic rules. Intermediate code, three address code, quadruples, triples, abstract syntax trees. Types and declarations, type Checking.

### Unit-V

Symbol tables: use and need of symbol tables. Runtime Environment: storage organization, stack allocation, access to non-local data, heap management, parameter passing mechanisms, introduction to garbage collection. Reference counting garbage collectors.

Code generation: Issues, target language, Basic blocks & flow graphs, Simple code generator, Peephole optimization, Register allocation and assignment.

### Unit-VI

Machine independent code optimization – semantic preserving transformations, global common sub expression elimination, copy propagation, dead code elimination, constant folding, strength reduction, loop optimization. Instruction scheduling, inter procedural optimization.

### TEXT BOOKS:

1. Compilers, Principles Techniques and Tools- Alfred V Aho, Monica S Lam, Ravi Sethi, Jeffrey D. Ullman, 2<sup>nd</sup> ed, Pearson, 2007.
2. Compiler Design, K. Muneeswaran, Oxford.

**REFERENCE BOOKS:**

1. Engineering a compiler, 2<sup>nd</sup> edition, Keith D.Cooper & Linda Torczon, Morgan Kaufman.
2. <http://www.nptel.iitm.ac.in/downloads/106108052/>
3. Principles of compiler design, V. Raghavan, 2<sup>nd</sup> ed, TMH, 2011.
4. Compiler construction, Principles and Practice, Kenneth C Loudon, CENGAGE
5. Implementations of Compiler, A new approach to Compilers including the algebraic methods, Yunlinsu, SPRINGER

University Updates

## Data Communication

### Course Objectives:

1. To have a detailed study of various analog and digital modulation and demodulation techniques
2. To have a thorough knowledge of various multiplexing schemes and Data communication protocols
3. To know about the standards and mechanisms of television systems

### Course Outcomes:

1. Knowledge of working of basic communication systems
2. Ability to evaluate alternative models of communication system design

### Syllabus:

#### Unit I:

**INTRODUCTION TO DATA COMMUNICATIONS AND NETWORKING:** Standards Organizations for Data Communications, Layered Network Architecture, Open Systems Interconnection, Data Communications Circuits, Serial and parallel Data Transmission, Data communications Networks, Alternate Protocol Suites.

**SIGNALS, NOISE, MODULATION, AND DEMODULATION:** Signal Analysis, Electrical Noise and Signal-to-Noise Ratio, Analog Modulation Systems, Information Capacity, Bits, Bit Rate, Baud, and  $M$ -ary Encoding, Digital Modulation.

#### Unit II :

**METALLIC CABLE TRANSMISSION MEDIA:** Metallic Transmission Lines, Transverse Electromagnetic Waves, Characteristics of Electromagnetic Waves

**OPTICAL FIBER TRANSMISSION MEDIA:** Advantages of Optical Fiber cables, Disadvantages of Optical Fiber Cables, Electromagnetic spectrum, Optical Fiber Communications System Block Diagram, Optical Fiber construction, Propagation of Light Through an Optical fiber Cable, Optical Fiber Modes and Classifications, Optical Fiber Comparison, Losses in Optical Fiber Cables, Light sources, Light Detectors, Lasers.

#### Unit III :

**DIGITAL TRANSMISSION:** Pulse Modulation, Pulse code Modulation, Dynamic Range, Signal Voltage –to-Quantization Noise Voltage Ratio, Linear Versus Nonlinear PCM Codes, Companding, PCM Line Speed, Delta Modulation PCM and Differential PCM.

**MULTIPLEXING AND T CARRIERS:** Time- Division Multiplexing, T1 Digital Carrier System, Digital Line Encoding, T Carrier systems, Frequency- Division Multiplexing, Wavelength- Division Multiplexing, Synchronous Optical Network

#### Unit IV:

**WIRELESS COMMUNICATIONS SYSTEMS:** Electromagnetic Polarization, Electromagnetic Radiation, Optical Properties of Radio Waves, Terrestrial Propagation of Electromagnetic Waves, Skip Distance, Free-Space Path Loss, Microwave Communications Systems, Satellite Communications Systems.

#### Unit V:

**TELEPHONE INSTRUMENTS AND SIGNALS:** The Subscriber Loop, Standard Telephone Set, Basic Telephone Call Procedures, Call Progress Tones and Signals, Cordless Telephones, Caller ID, Electronic Telephones, Paging systems.

**CELLULAR TELEPHONE SYSTEMS:** First- Generation Analog Cellular Telephone, Personal Communications system, Second-Generation Cellular Telephone Systems, N-AMPS, Digital Cellular Telephone, Interim Standard, Global system for Mobile Communications.

#### Unit VI:

**DATA COMMUNICATIONS CODES, ERROR CONTROL, AND DATA FORMATS:**

Data Communications Character Codes, Bar Codes, Error Control, Error Detection and Correction, Character Synchronization.

**DATA COMMUNICATIONS EQUIPMENT:** Digital Service Unit and Channel Service Unit, Voice- Band Data Communication Modems, Bell Systems-Compatible Voice- Band Modems, Voice- Band Modem Block Diagram, Voice- Band Modem Classifications, Asynchronous Voice-Band Modems, Synchronous Voice-Band Modems, Modem Synchronization, 56K Modems, Modem Control: The AT Command Set, Cable Modems.

**TEXT BOOKS:**

1. Introduction to Data Communications and Networking, Wayne Tomasi, Pearson Education.

**Reference Books :**

1. Data Communications and Networking, Behrouz A Forouzan, Fourth Edition.TMH.
2. Data and Computer communications, 8/e, William Stallings, PHI.
3. Computer Communications and Networking Technologies, Gallow, Second Edition Thomson
4. Computer Networking and Internet, Fred Halsll, Lingana Gouda Kulkarni, Fifth Edition, Pearson Education

University Updates

## Principles of Programming Languages

### Course objectives:

1. To understand and describe syntax and semantics of programming languages
2. To understand data, data types, and basic statements
3. To understand call-return architecture and ways of implementing them
4. To understand object-orientation, concurrency, and event handling in programming languages
5. To develop programs in non-procedural programming paradigms

### Course Outcomes:

Upon Completion of the course, the students will be able to

1. Describe syntax and semantics of programming languages
2. Explain data, data types, and basic statements of programming languages
3. Design and implement subprogram constructs, Apply object - oriented, concurrency, and event handling programming constructs
4. Develop programs in Scheme, ML, and Prolog
5. Understand and adopt new programming languages

### Syllabus:

#### UNIT I :

**SYNTAX AND SEMANTICS:** Evolution of programming languages, describing syntax, context-free grammars, attribute grammars, describing semantics, lexical analysis, parsing, recursive - decent bottom - up parsing

#### UNIT II:

**DATA, DATA TYPES, AND BASIC STATEMENTS:** Names, variables, binding, type checking, scope, scope rules, lifetime and garbage collection, primitive data types, strings, array types, associative arrays, record types, union types, pointers and references, Arithmetic expressions, overloaded operators, type conversions, relational and boolean expressions, assignment statements, mixed mode assignments, control structures – selection, iterations, branching, guarded Statements

#### UNIT III:

**SUBPROGRAMS AND IMPLEMENTATIONS:** Subprograms, design issues, local referencing, parameter passing, overloaded methods, generic methods, design issues for functions, semantics of call and return, implementing simple subprograms, stack and dynamic local variables, nested subprograms, blocks, dynamic scoping

#### UNIT IV:

**OBJECT- ORIENTATION, CONCURRENCY, AND EVENT HANDLING:** Object – orientation, design issues for OOP languages, implementation of object, oriented constructs, concurrency, semaphores, Monitors, message passing, threads, statement level concurrency, exception handling, event handling

#### UNIT V :

**FUNCTIONAL PROGRAMMING LANGUAGES:** Introduction to lambda calculus, fundamentals of functional programming languages, Programming with Scheme, – Programming with ML,

#### UNIT VI :

**LOGIC PROGRAMMING LANGUAGES:** Introduction to logic and logic programming, – Programming with Prolog, multi - paradigm languages

### TEXT BOOKS:

1. Robert W. Sebesta, “Concepts of Programming Languages”, Tenth Edition, Addison Wesley, 2012.
2. Programming Languages, Principles & Paradigms, 2ed, Allen B Tucker, Robert E Noonan, TMH

### REFERENCES:

1. R. Kent Dybvig, “The Scheme programming language”, Fourth Edition, MIT Press, 2009.
2. Jeffrey D. Ullman, “Elements of ML programming”, Second Edition, Prentice Hall, 1998.
3. Richard A. O’Keefe, “The craft of Prolog”, MIT Press, 2009.
4. W. F. Clocksin and C. S. Mellish, “Programming in Prolog: Using the ISO Standard”, Fifth Edition, Springer, 2003

## Database Management Systems

### Course Objectives:

Provides students with theoretical knowledge and practical skills in the use of databases and database management systems in information technology applications. The logical design, physical design and implementation of relational databases are covered.

### Course Outcomes:

- define a Database Management System
- give a description of the Database Management structure
- understand the applications of Databases
- know the advantages and disadvantages of the different models
- compare relational model with the Structured Query Language (SQL)
- know the constraints and controversies associated with relational database model.
- know the rules guiding transaction ACID
- understand the concept of data planning and Database design
- identify the various functions of Database Administrator

### Syllabus:

#### Unit – I: INTRODUCTION

Database system, Characteristics (Database Vs File System), Database Users(Actors on Scene, Workers behind the scene), Advantages of Data base systems, Database applications.

Brief introduction of different Data Models; Concepts of Schema, Instance and data independence; Three tier schema architecture for data independence; Database system structure, environment, Centralized and Client Server architecture for the database.

#### Unit – II:

**RELATIONAL MODEL :** Introduction to relational model, concepts of domain, attribute, tuple, relation, importance of null values, constraints (Domain, Key constraints, integrity constraints) and their importance

**BASIC SQL :** Simple Database schema, data types, table definitions (create, alter), different DML operations (insert, delete, update), basic SQL querying (select and project) using where clause, arithmetic & logical operations, SQL functions(Date and Time, Numeric, String conversion).

#### Unit – III:

**Entity Relationship Model:** Introduction, Representation of entities, attributes, entity set, relationship, relationship set, constraints, sub classes, super class, inheritance, specialization, generalization using ER Diagrams.

**SQL :** Creating tables with relationship, implementation of key and integrity constraints, nested queries, sub queries, grouping, aggregation, ordering, implementation of different types of joins, view(updatable and non-updatable), relational set operations.

#### Unit – IV:

**SCHEMA REFINEMENT (NORMALIZATION) :** Purpose of Normalization or schema refinement, concept of functional dependency, normal forms based on functional dependency(1NF, 2NF and 3 NF), concept of surrogate key, Boyce-codd normal form(BCNF), Lossless join and dependency preserving decomposition, Fourth normal form(4NF).

#### Unit – V:

**TRANSACTION MANAGEMENT AND CONCURRENCY CONTROL :** Transaction, properties of transactions, transaction log, and transaction management with SQL using commit rollback and savepoint.

Concurrency control for lost updates, uncommitted data, inconsistent retrievals and the Scheduler. Concurrency control with locking methods : lock granularity, lock types, two phase locking for ensuring serializability, deadlocks, Concurrency control with time stamp ordering : Wait/Die and Wound/Wait Schemes, Database Recovery management : Transaction recovery.

SQL constructs that grant access or revoke access from user or user groups. Basic PL/SQL procedures, functions and triggers.

**UNIT – VI:**

**STORAGE AND INDEXING :** Database file organization, file organization on disk, heap files and sorted files, hashing, single and multi-level indexes, dynamic multilevel indexing using B-Tree and B+ tree, index on multiple keys.

**Text Books :**

1. Database Management Systems, 3/e Raghuram Krishnan, Johannes Gehrke, TMH
2. Database Management System, 6/e Ramez Elmasri, Shamkant B. Navathe, PEA
3. Database Principles Fundamentals of Design Implementation and Management, Corlos Coronel, Steven Morris, Peter Robb, Cengage Learning.

**Reference Books :**

1. Database System Concepts. 5/e Silberschatz, Korth, TMH
2. Introduction to Database Systems, 8/e C J Date, PEA
3. The Database book principles & practice using Oracle/MySql Narain Gehani, University Press.

University Updates



## Operating Systems

### Course Objectives:

To gain knowledge about the Operating Systems concepts such as process, main memory management, secondary memory management, CPU and disk scheduling etc

### Course Outcomes:

By the end of the course student will be able to

- describe the general architecture of computers
- describe, contrast and compare differing structures for operating Systems
- understand and analyse theory and implementation of: processes, resource control (concurrency etc.), physical and virtual memory, scheduling, I/O and files

### Syllabus:

#### UNIT-I:

**Computer System and Operating System Overview:** Overview of computer operating systems, operating systems functions, protection and security, distributed systems, special purpose systems, operating systems structures and systems calls, operating systems generation.

#### UNIT-II:

**Process Management** – Process concept- process scheduling, operations, Inter process communication. Multi Thread programming models. Process scheduling criteria and algorithms, and their evaluation.

#### UNIT-III:

**Concurrency:** Process synchronization, the critical- section problem, Peterson's Solution, synchronization Hardware, semaphores, classic problems of synchronization, monitors, Synchronization examples

#### UNIT-IV:

**Memory Management:** Swapping, contiguous memory allocation, paging, structure of the page table, segmentation

#### Virtual Memory Management:

virtual memory, demand paging, page-Replacement, algorithms, Allocation of Frames, Thrashing

#### UNIT-V:

**Principles of deadlock** – system model, deadlock characterization, deadlock prevention, detection and avoidance, recovery form deadlock,

#### UNIT-VI:

**File system Interface-** the concept of a file, Access Methods, Directory structure, File system mounting, file sharing, protection.

**File System implementation-** File system structure, allocation methods, free-space management

**Mass-storage structure** overview of Mass-storage structure, Disk structure, disk attachment, disk scheduling

### TEXT BOOKS:

1. Operating System Concepts- Abraham Silberchatz, Peter B. Galvin, Greg Gagne 7<sup>th</sup> Edition, John Wiley.
2. Operating Systems' – Internal and Design Principles Stallings, Sixth Edition–2005, Pearson education

### REFERENCE BOOKS:

1. [http://nptel.iitm.ac.in/courses/Webcourse-contents/IISc-BANG/ Operating%20Systems/New\\_index1.html](http://nptel.iitm.ac.in/courses/Webcourse-contents/IISc-BANG/Operating%20Systems/New_index1.html)
2. Operating systems- A Concept based Approach-D.M.Dhamdhare, 2<sup>nd</sup> Edition, TMH
3. Operating System A Design Approach-Crowley, TMH.
4. Modern Operating Systems, Andrew S Tanenbaum 3<sup>rd</sup> edition PHI.

III Year – I SEMESTER

<b>T</b>	<b>P</b>	<b>C</b>
<b>0</b>	<b>3</b>	<b>2</b>

## Compiler Design Lab

### Course Objectives:

To enlighten the student with knowledge base in compiler design and its applications

### Course Outcomes:

Demonstrate a working understanding of the process of lexical analysis, parsing and other compiler design aspects.

### Lab Experiments:

1. Design a lexical analyzer for given language and the lexical analyzer should ignore redundant spaces, tabs and new lines
2. Simulate First and Follow of a Grammar.
3. Develop an operator precedence parser for a given language.
4. Construct a recursive descent parser for an expression.
5. Construct a LL(1) parser for an expression
6. Design predictive parser for the given language
7. Implementation of shift reduce parsing algorithm.
8. Design a LALR bottom up parser for the given language.
9. Implement the lexical analyzer using JLex, flex or lex or other lexical analyzer generating tools
10. Write a program to perform loop unrolling.
11. Convert the BNF rules into YACC form and write code to generate abstract syntax tree.
12. Write a program for constant propagation.

## Operating Systems & Linux Programming Laboratory

### Operating Systems

1. Simulate the following CPU scheduling algorithms  
a) Round Robin b) SJF c) FCFS d) Priority
2. Multiprogramming-Memory management- Implementation of fork (), wait (), exec() and exit (), System calls
3. Simulate the following  
Multiprogramming with a fixed number of tasks (MFT)  
Multiprogramming with a variable number of tasks (MVT)
4. Simulate Bankers Algorithm for Dead Lock Avoidance
5. Simulate Bankers Algorithm for Dead Lock Prevention.
6. Simulate the following page replacement algorithms.  
a) FIFO b) LRU c) LFU
7. Simulate the following File allocation strategies  
a) Sequenced b) Indexed c) Linked

### Linux Programming

1. a) Study of Unix/Linux general purpose utility command list  
man,who,cat, cd, cp, ps, ls, mv, rm, mkdir, rmdir, echo, more, date, time, kill, history, chmod, chown, finger, pwd, cal, logout, shutdown.  
b) Study of vi editor.  
c) Study of Bash shell, Bourne shell and C shell in Unix/Linux operating system.  
d) Study of Unix/Linux file system (tree structure).  
e) Study of .bashrc, /etc/bashrc and Environment variables.
2. Write a C program that makes a copy of a file using standard I/O, and system calls
3. Write a C program to emulate the UNIX ls -l command.
4. Write a C program that illustrates how to execute two commands concurrently with a command pipe.  
Ex: - ls -l | sort
5. Write a C program that illustrates two processes communicating using shared memory
6. Write a C program to simulate producer and consumer problem usingsemaphores
7. Write C program to create a thread using pthreads library and let it run its function.
8. Write a C program to illustrate concurrent execution of threads using pthreads library.

## Database Management Systems Lab

### Objectives:

- To teach the student database design and query and PL/SQL.

### System/Software Requirements:

- Intel based desktop PC
- Mysql /Oracle latest version Recommended

### PROGRAMS LIST:

- 1) Creation, altering and dropping of tables and inserting rows into a table (use constraints while creating tables) examples using SELECT command.
- 2) Queries (along with sub Queries) using ANY, ALL, IN, EXISTS, NOTEXISTS, UNION, INTERSET, Constraints.  
Example:- Select the roll number and name of the student who secured fourth rank in the class.
- 3) Queries using Aggregate functions (COUNT, SUM, AVG, MAX and MIN), GROUP BY, HAVING and Creation and dropping of Views.
- 4) Queries using Conversion functions (to\_char, to\_number and to\_date), string functions (Concatenation, lpad, rpad, ltrim, rtrim, lower, upper, initcap, length, substr and instr), date functions (Sysdate, next\_day, add\_months, last\_day, months\_between, least, greatest, trunc, round, to\_char, to\_date)
- 5) i) Creation of simple PL/SQL program which includes declaration section, executable section and exception –Handling section (Ex. Student marks can be selected from the table and printed for those who secured first class and an exception can be raised if no records were found)  
ii) Insert data into student table and use COMMIT, ROLLBACK and SAVEPOINT in PL/SQL block.
- 6) Develop a program that includes the features NESTED IF, CASE and CASE expression. The program can be extended using the NULLIF and COALESCE functions.
- 7) Program development using WHILE LOOPS, numeric FOR LOOPS, nested loops using ERROR Handling, BUILT –IN Exceptions, USE defined Exceptions, RAISE- APPLICATION ERROR.
- 8) Programs development using creation of procedures, passing parameters IN and OUT of PROCEDURES.
- 9) Program development using creation of stored functions, invoke functions in SQL Statements and write complex functions.
- 10) Program development using creation of package specification, package bodies, private objects, package variables and cursors and calling stored packages.
- 11) Develop programs using features parameters in a CURSOR, FOR UPDATE CURSOR, WHERE CURRENT of clause and CURSOR variables.
- 12) Develop Programs using BEFORE and AFTER Triggers, Row and Statement Triggers and INSTEAD OF Triggers

### TEXT BOOKS :

- 1) ORACLE PL/SQL by example. Benjamin Rosenzweig, Elena Silvestrova, Pearson Education 3rd Edition
- 2) ORACLE DATA BASE LOG PL/SQL Programming SCOTT URMAN, Tata Mc-Graw Hill.
- 3) SQL & PL/SQL for Oracle 10g, Black Book, Dr.P.S. Deshpande.
- 4) Data Base Management System, Oracle SQL and PL/SQL, Pranab kumar Das Gupta, P Radha Krishna, PHI

**III Year – I SEMESTER**

**T P C**  
**0 0 1**

**Seminar**

University Updates

## **Computer Science Engineering Course Structure**

### **III Year – II SEMESTER**

<b>S. No.</b>	<b>Subject</b>	<b>T</b>	<b>P</b>	<b>Credits</b>
1	Computer Networks	4	-	3
2	Data Ware housing and Mining	4	-	3
3	Design and Analysis of Algorithms	4	-	3
4	Software Engineering	4	-	3
5	Web Technologies	4	-	3
6	Computer Networks Lab	-	3	2
7	Software Engineering Lab	-	3	2
8	Web Technologies Lab	-	3	2
9	IPR and Patents	3	--	2
<b>Total Credits</b>				<b>23</b>

University Updates

## Computer Networks

### Course Objectives:

At the end of the course, the students will be able to:

1. Build an understanding of the fundamental concepts of computer networking.
2. Familiarize the student with the basic taxonomy and terminology of the computer networking area.
3. Introduce the student to advanced networking concepts, preparing the student for entry Advanced courses in computer networking.

### Course Outcomes:

After completing this course the student must demonstrate the knowledge and ability to:

1. Independently understand basic computer network technology.
2. Identify the different types of network topologies and protocols.
3. Enumerate the layers of the OSI model and TCP/IP. Explain the function(s) of each layer.

### Syllabus:

#### UNIT – I :

**Introduction:** OSI overview, TCP/IP and other networks models, Examples of Networks: Novell Networks, Arpanet, Internet, Network Topologies WAN, LAN, MAN.

#### UNIT – II :

**Physical Layer and overview of PL Switching:** Multiplexing: frequency division multiplexing, wave length division multiplexing, synchronous time division multiplexing, statistical time division multiplexing, introduction to switching: Circuit Switched Networks, Datagram Networks, Virtual Circuit Networks.

#### UNIT – III:

**Data link layer:** Design issues, **Framing:** fixed size framing, variable size framing, flow control, error control, error detection and correction, CRC, Checksum: idea, one's complement internet checksum, services provided to Network Layer, **Elementary Data Link Layer protocols:** simplex protocol, Simplex stop and wait, Simplex protocol for Noisy Channel.

**Sliding window protocol:** One bit, Go back N, Selective repeat-Stop and wait protocol, Data link layer in HDLC: configuration and transfer modes, frames, control field, point to point protocol (PPP): framing transition phase, multiplexing, multi link PPP.

#### UNIT – IV :

**Random Access:** ALOHA, MAC addresses, Carrier sense multiple access (CSMA), CSMA with Collision Detection, CSMA with Collision Avoidance, Controlled Access: Reservation, Polling, Token Passing, Channelization: frequency division multiple access(FDMA), time division multiple access(TDMA), code division multiple access(CDMA).

**Network Layer:** Virtual circuit and Datagram subnets-Routing algorithm shortest path routing, Flooding, Hierarchical routing, Broad cast, Multi cast, distance vector routing.

#### UNIT –V :

**IEEE Standards:** – data link layer, physical layer, Manchester encoding, Standard Ethernet: MAC sub layer, physical layer, Fast Ethernet: MAC sub layer, physical layer, IEEE-802.11: Architecture, MAC sub layer, addressing mechanism, frame structure.

#### UNIT –VI :

**Application layer (WWW and HTTP):** ARCHITECTURE : Client (Browser) ,Server ,Uniform Resource Locator  
**HTTP:** HTTP Transaction, HTTP Operational Model and Client/Server Communication, HTTP Generic Message Format, HTTP Request Message Format, HTTP Response Message Format

**The wireless web :** WAP—The Wireless Application Protocol

**TEXT BOOKS :**

1. Data Communications and Networks – Behrouz A. Forouzan.Third Edition TMH.
2. Computer Networks, 5ed, David Patterson, Elsevier
3. Computer Networks — Andrew S Tanenbaum, 4th Edition. Pearson Education/PHI
4. Computer Networks, Mayank Dave, CENGAGE

**REFERENCES :**

1. An Engineering Approach to Computer Networks-S.Keshav, 2nd Edition, Pearson Education
2. Understanding communications and Networks, 3rd Edition, W.A. Shay, Thomson

University Updates



## Data Ware housing and Mining

### Course Objectives:

Students will be enabled to understand and implement classical models and algorithms in data warehousing and data mining. They will learn how to analyze the data, identify the problems, and choose the relevant models and algorithms to apply. They will further be able to assess the strengths and weaknesses of various methods and algorithms and to analyze their behavior.

### Course Outcomes:

- a) understand why there is a need for data warehouse in addition to traditional operational database systems;
- b) identify components in typical data warehouse architectures;
- c) design a data warehouse and understand the process required to construct one;
- d) understand why there is a need for data mining and in what ways it is different from traditional statistical techniques;
- e) understand the details of different algorithms made available by popular commercial data mining software;
- f) solve real data mining problems by using the right tools to find interesting patterns

### Syllabus:

#### UNIT –I:

**Introduction** : What Motivated Data Mining? Why Is It Important, Data Mining—On What Kind of Data, Data Mining Functionalities—What Kinds of Patterns Can Be Mined? Are All of the Patterns Interesting? Classification of Data Mining Systems, Data Mining Task Primitives, Integration of a Data Mining System with a Database or Data Warehouse System, Major Issues in Data Mining. **(Han & Kamber)**

#### UNIT –II:

**Data Pre-processing** : Why Pre-process the Data? Descriptive Data Summarization, Data Cleaning, Data Integration and Transformation, Data Reduction, Data Discretization and Concept Hierarchy Generation. **(Han & Kamber)**

#### UNIT –III:

**Data Warehouse and OLAP Technology: An Overview** : What Is a Data Warehouse? A Multidimensional Data Model, Data Warehouse Architecture, Data Warehouse Implementation, From Data Warehousing to Data Mining. **(Han & Kamber)**

#### UNIT –IV:

**Classification** : Basic Concepts, General Approach to solving a classification problem, Decision Tree Induction: Working of Decision Tree, building a decision tree, methods for expressing an attribute test conditions, measures for selecting the best split, Algorithm for decision tree induction.

**Model Over fitting**: Due to presence of noise, due to lack of representation samples, evaluating the performance of classifier: holdout method, random sub sampling, cross-validation, bootstrap. **(Tan & Vipin)**

#### UNIT –V

**Association Analysis: Basic Concepts and Algorithms** : Introduction, Frequent Item Set generation, Rule generation, compact representation of frequent item sets, FP-Growth Algorithm. **(Tan & Vipin)**

#### UNIT –VI

**Cluster Analysis: Basic Concepts and Algorithms** : What Is Cluster Analysis? Different Types of Clustering, Different Types of Clusters, K-means, The Basic K-means Algorithm, K-means: Additional Issues, Bisecting K-means, K-means and Different Types of Clusters, Strengths and Weaknesses, K-means as an Optimization Problem, Agglomerative Hierarchical Clustering, Basic Agglomerative Hierarchical Clustering Algorithm, Specific Techniques, DBSCAN, Traditional Density: Center-Based Approach, The DBSCAN Algorithm, Strengths and Weaknesses. **(Tan & Vipin)**

**Text Books :**

1. Introduction to Data Mining : Pang-Ning Tan & Michael Steinbach, Vipin Kumar, Pearson.
2. Data Mining concepts and Techniques, 3/e, Jiawei Han, Michel Kamber, Elsevier.

**Reference Books :**

1. Data Mining Techniques and Applications: An Introduction, Hongbo Du, Cengage Learning.
2. Data Mining : Introductory and Advanced topics : Dunham, Pearson.
3. Data Warehousing Data Mining & OLAP, Alex Berson, Stephen Smith, TMH.
4. Data Mining Techniques, Arun K Pujari, Universities Press.

University Updates

## Design and Analysis of Algorithms

### Course Objectives:

Upon completion of this course, students will be able to do the following:

- Analyze the asymptotic performance of algorithms.
- Write rigorous correctness proofs for algorithms.
- Demonstrate a familiarity with major algorithms and data structures.
- Apply important algorithmic design paradigms and methods of analysis.
- Synthesize efficient algorithms in common engineering design situations.

### Course Outcomes:

Students who complete the course will have demonstrated the ability to do the following:

- Analyze worst-case running times of algorithms using asymptotic analysis.
- Describe the divide-and-conquer paradigm and explain when an algorithmic design situation calls for it.
- Describe the dynamic-programming paradigm and explain when an algorithmic design situation calls for it.
- Describe the greedy paradigm and explain when an algorithmic design situation calls for it.
- Explain the major graph algorithms and their analyses. Employ graphs to model engineering problems, when appropriate. Synthesize new graph algorithms and algorithms that employ graph computations as key components, and analyze them.
- Explain the different ways to analyze randomized algorithms (expected running time, probability of error). Recite algorithms that employ randomization. Explain the difference between a randomized algorithm and an algorithm with probabilistic inputs.
- Analyze randomized algorithms. Employ indicator random variables and linearity of expectation to perform the analyses. Recite analyses of algorithms that employ this method of analysis.

### Syllabus:

#### UNIT-I:

Introduction: Algorithm, Pseudo code for expressing algorithms, performance Analysis-Space complexity, Time complexity, Asymptotic Notation- Big oh notation, Omega notation, Theta notation and Little oh notation, probabilistic analysis, Amortized analysis.

#### UNIT-II:

Divide and conquer: General method, applications-Binary search, Quick sort, Merge sort

#### UNIT-III:

Greedy method: General method, applications-Job sequencing with deadlines, knapsack problem, spanning trees, Minimum cost spanning trees, Single source shortest path problem.

#### UNIT-IV:

Dynamic Programming: General method, applications-Matrix chain multiplication, Optimal binary search trees, 0/1 knapsack problem, All pairs shortest path problem, Travelling sales person problem, Reliability design.

#### UNIT-V:

Backtracking: General method, applications-n-queen problem, sum of subsets problem, graph coloring, Hamiltonian cycles.

**UNIT-VI:**

Branch and Bound: General method, applications - Travelling sales person problem, 0/1 knapsack problem- LC  
Branch and Bound solution, FIFO Branch and Bound solution.

**TEXT BOOKS:**

1. Fundamentals of Computer Algorithms, Ellis Horowitz, Satraj Sahni and Rajasekharam, Universities Press.
2. Design and Analysis of Algorithms , S Sridhar, Oxford
3. Design and Analysis of Algorithms, Parag Himanshu Dave, Himansu BALachandra Dave, 2ed, Pearson Education.

**REFERENCE BOOKS:**

1. Design and Analysis of algorithms, Aho, Ullman and Hopcroft, Pearson education.
2. Introduction to the Design and Analysis of Algorithms, Anany Levitin, PEA
3. Introduction to Algorithms, second edition, T.H.Cormen, C.E.Leiserson, R.L.Rivest and C.Stein, PHI Pvt. Ltd.
4. Algorithm Design, Foundation, Analysis and internet Examples, Michel T Goodrich, Roberto Tamassia, Wiley

University Updates

## Software Engineering

### Course Objectives:

The students will have a broad understanding of the discipline of software engineering and its application to the development of and management of software systems.

### Course Outcomes:

1. knowledge of basic SW engineering methods and practices, and their appropriate application;
2. general understanding of software process models such as the waterfall and evolutionary models.
3. understanding of the role of project management including planning, scheduling, risk management, etc.
4. understanding of software requirements and the SRS document.
5. understanding of different software architectural styles.
6. understanding of implementation issues such as modularity and coding standards.
7. understanding of approaches to verification and validation including static analysis, and reviews.
8. understanding of software testing approaches such as unit testing and integration testing.
9. understanding of software evolution and related issues such as version management.
10. understanding on quality control and how to ensure good quality software.
11. understanding of some ethical and professional issues that are important for software engineers.
12. development of significant teamwork and project based experience

### Syllabus:

#### UNIT I:

**Introduction to Software Engineering:** Software, Software Crisis, Software Engineering definition, Evolution of Software Engineering Methodologies, Software Engineering Challenges.

**Software Processes:** Software Process, Process Classification, Phased development life cycle, Software Development Process Models- Process, use, applicability and Advantages/limitations

#### UNIT II:

**Requirements Engineering:** Software Requirements, Requirements engineering Process, Requirements elicitation, Requirements Analysis, Structured Analysis, Data Oriented Analysis, Object oriented Analysis, Prototyping Analysis, Requirements Specification, Requirements Validation, requirement Management.

#### UNIT III:

**Software Design:** Software Design Process, Characteristics of Good Software Design, Design Principles, Modular Design, Design Methodologies, Structured Design, Structured Design Methodology, Transform Vs Transaction Analysis.

**Object-Oriented Design:** Object oriented Analysis and Design Principles

#### UNIT IV:

**Implementation:** Coding Principles, Coding Process, Code verification, Code documentation

**Software Testing:** Testing Fundamentals, Test Planning, Black Box Testing, White Box Testing, Levels of Testing, Usability Testing, Regression testing, Debugging approaches

#### UNIT V:

**Software Project Management:** Project Management Essentials, What is Project management, Software Configuration Management.

**Project Planning and Estimation:** Project Planning activities, Software Metrics and measurements, Project Size Estimation, Effort Estimation Techniques.

#### UNIT VI:

**Software Quality:** Software Quality Factors, Verification & Validation, Software Quality Assurance, The Capability Maturity Model

**Software Maintenance:** Software maintenance, Maintenance Process Models, Maintenance Cost, Reengineering, Reengineering activities, Software Reuse.

**TEXT BOOKS:**

1. Software Engineering, concepts and practices, Ugrasen Suman, Cengage learning
2. Software Engineering, 8/e, Sommerville, Pearson.
3. Software Engineering, 7/e , Roger S.Pressman , TMH

**REFERENCE BOOKS:**

1. Software Engineering, A Precise approach, Pankaj Jalote, Wiley
2. Software Engineering principles and practice, W S Jawadekar, TMH
3. Software Engineering concepts, R Fairley, TMH

University Updates

## Web Technologies

### Course Objectives:

This course is designed to introduce students with no programming experience to the programming languages and techniques associated with the World Wide Web. The course will introduce web-based media-rich programming tools for creating interactive web pages.

### Course Outcomes:

1. Analyze a web page and identify its elements and attributes.
2. Create web pages using XHTML and Cascading Styles sheets.
3. Build dynamic web pages .
4. Build web applications using PHP.
5. Programming through PERL and Ruby
6. write simple client-side scripts using AJAX

### Syllabus:

#### UNIT-I:

HTML tags, Lists, Tables, Images, forms, Frames. Cascading style sheets. Introduction to Java script. Objects in Java Script. Dynamic HTML with Java Script

#### UNIT-II:

**Working with XML:** Document type Definition, XML schemas, Document object model, XSLT, DOM and SAX.

#### UNIT-III:

**AJAX A New Approach:** Introduction to AJAX, Integrating PHP and AJAX. Consuming WEB services in AJAX: (SOAP, WSDL,UDDI)

#### UNIT-IV:

**PHP Programming: Introducing PHP:** Creating PHP script, Running PHP script. **Working with variables and constants:** Using variables,Using constants,Data types,Operators.**Controlling program flow:** Conditional statements,Control statements,Arrays,functions.Working with forms and Databases such as mySql, Oracle, SQL Sever.

#### UNIT-V:

Introduction to PERL, Perl language elements, Interface with CGI- A form to mail program, Simple page search

#### UNIT-VI:

Introduction to Ruby, variables, types, simple I/O, Control, Arrays, Hashes, Methods, Classes, Iterators, Pattern Matching, Practical Web Applications

### Text Books:

1. Programming the World Wide Web, Robet W Sebesta, 7ed, Pearson.
2. Web Technologies, Uttam K Roy, Oxford
3. The Web Warrior Guide to Web Programming, Bai, Ekedahl, Farrelll, Gosselin, Zak, Karparhi, MacIntyre, Morrissey, Cengage

### Reference Books:

1. Ruby on Rails Up and Running, Lightning fast Web development, Bruce Tate, Curt Hibbs, Oreilly ( 2006)
2. Programming Perl, 4ed, Tom Christiansen, Jonathan Orwant, Oreilly (2012)
3. Web Technologies, HTML< JavaScript, PHP, Java, JSP, XML and AJAX, Black book, Dream Tech.
4. An Introduction to Web Design, Programming, Paul S Wang, Sanda S Katila, Cengage

University Updates



## Computer Networks & Network Programming Lab

### Objectives:

- To teach students practice orientation of networking concepts
- To teach students various forms of IPC through Unix and socket Programming

### PART – A

1. Implement the data link layer framing methods such as character stuffing and bit stuffing.
2. Implement on a data set of characters the three CRC polynomials – CRC 12, CRC 16 and CRC CCIP.
3. Implement Dijkstra's algorithm to compute the Shortest path thru a graph.
4. Take an example subnet graph with weights indicating delay between nodes. Now obtain Routing table at each node using distance vector routing algorithm
5. Take an example subnet of hosts. Obtain broadcast tree for it.

### PART – B

1. Implement the following forms of IPC.  
a) Pipes                      b) FIFO
2. Implement file transfer using Message Queue form of IPC
3. Write a programme to create an integer variable using shared memory concept and increment the variable
4. simultaneously by two processes. Use semaphores to avoid race conditions
5. Design TCP iterative Client and server application to reverse the given input sentence
6. Design TCP iterative Client and server application to reverse the given input sentence
7. Design TCP client and server application to transfer file
8. Design a TCP concurrent server to convert a given text into upper case using multiplexing system call "select"
9. Design a TCP concurrent server to echo given set of sentences using poll functions
10. Design UDP Client and server application to reverse the given input sentence
11. Design UDP Client server to transfer a file
12. Design using poll client server application to multiplex TCP and UDP requests for converting a given text into upper case.
13. Design a RPC application to add and subtract a given pair of integers

## Software Engineering Lab

### Objective:

- The Software Engineering lab will facilitate the students to develop a preliminary yet practical understanding of software development process and tools

### Experiments:

Take any real time problem and do the following experiments

1. Do the Requirement Analysis and Prepare SRS
2. Using COCOMO model estimate effort.
3. Calculate effort using FP oriented estimation model.
4. Analyze the Risk related to the project and prepare RMMM plan.
5. Develop Time-line chart and project table using PERT or CPM project scheduling methods.
6. Draw E-R diagrams, DFD, CFD and structured charts for the project.
7. Design of Test cases based on requirements and design.
8. Prepare FTR
9. Prepare Version control and change control for software configuration items.

University Updates

## Web Technologies Lab

1. Design the following static web pages required for an online book store web site.

### 1) HOME PAGE:

The static home page must contain three **frames**.

Top frame : Logo and the college name and links to Home page, Login page, Registration page, Catalogue page and Cart page (the description of these pages will be given below).

Left frame : At least four links for navigation, which will display the catalogue of respective links.

For e.g.: When you click the link “MCA” the catalogue for MCA Books should be displayed in the Right frame.

Right frame: The *pages to the links in the left frame must be loaded here*. Initially this page contains description of the web site.

Logo	Web Site Name			
Home	Login	Registration	Catalogue	Cart
mca mba BCA	Description of the Web Site			

### 2)login page









Logo	Web Site Name			
Home	Login	Registration	Catalogue	Cart
MCA MBA BCA	<p style="text-align: center;">Login : <input type="text" value="11a51f0003"/></p> <p style="text-align: center;">Password: <input type="password" value="*****"/></p> <p style="text-align: center;"> <input type="button" value="Submit"/>    <input type="button" value="Reset"/> </p>			

### 3) CATALOGUE PAGE:

The catalogue page should contain the details of all the books available in the web site in a table.

The details should contain the following:

1. Snap shot of Cover Page.
2. Author Name.
3. Publisher.
4. Price.
5. Add to cart button.

Logo	Web Site Name			
Home	Login	Registration	<b>Catalogue</b>	Cart
MCA	   	Book : XML Bible Author : Winston Publication : Wiley	\$ 40.5	
MBA		Book : AI Author : S.Russel Publication : Princeton hall	\$ 63	
BCA		Book : Java 2 Author : Watson Publication : BPB publications	\$ 35.5	
		Book : HTML in 24 hours Author : Sam Peter Publication : Sam	\$ 50	

#### 4. REGISTRATION PAGE:

Create a “registration form” with the following fields

- 1) Name (Text field)
- 2) Password (password field)
- 3) E-mail id (text field)
- 4) Phone number (text field)
- 5) Sex (radio button)
- 6) Date of birth (3 select boxes)
- 7) Languages known (check boxes – English, Telugu, Hindi, Tamil)
- 8) Address (text area)

5. Design a web page using CSS (Cascading Style Sheets) which includes the following:

- 1) Use different font, styles:

In the style definition you define how each selector should work (font, color etc.).

Then, in the body of your pages, you refer to these selectors to activate the styles

6. Write an XML file which will display the Book information which includes the following:

- 1) Title of the book
- 2) Author Name
- 3) ISBN number
- 4) Publisher name
- 5) Edition
- 6) Price

Write a Document Type Definition (DTD) to validate the above XML file.

7. Write Ruby program reads a number and calculates the factorial value of it and prints the same.

8. Write a Ruby program which counts number of lines in a text file using its regular expressions facility.

9. Write a Ruby program that uses iterator to find out the length of a string.

10. Write simple Ruby programs that uses arrays in Ruby.

11. Write programs which uses associative arrays concept of Ruby.

12. Write Ruby program which uses Math module to find area of a triangle.

13. Write Ruby program which uses tk module to display a window

14. Define complex class in Ruby and do write methods to carry operations on complex objects.
15. Write a program which illustrates the use of associative arrays in perl.
16. Write perl program takes a set names along the command line and prints whether they are regular files or special files
17. Write a perl program to implement UNIX `passwd' program
18. An example perl program to connect to a MySQL database table and executing simple commands.
19. Example PHP program for cotactus page.

### **20. User Authentication :**

Assume four users user1,user2,user3 and user4 having the passwords pwd1,pwd2,pwd3 and pwd4 respectively. Write a PHP for doing the following.

1. Create a Cookie and add these four user id's and passwords to this Cookie.
2. Read the user id and passwords entered in the Login form (week1) and authenticate with the values (user id and passwords ) available in the cookies.

If he is a valid user(i.e., user-name and password match) you should welcome him by name(user-name) else you should display “ You are not an authenticated user ”.

Use init-parameters to do this.

21. Example PHP program for registering users of a website and login.
22. Install a database(Mysql or Oracle).  
Create a table which should contain at least the following fields: name, password, email-id, phone number(these should hold the data from the registration form).  
Write a PHP program to connect to that database and extract data from the tables and display them. Experiment with various SQL queries.  
Insert the details of the users who register with the web site, whenever a new user clicks the submit button in the registration page (week2).

### **23. Write a PHP which does the following job:**

Insert the details of the 3 or 4 users who register with the web site (week9) by using registration form. Authenticate the user when he submits the login form using the user name and password from the database ( similar to week8 instead of cookies).

**24. Create tables in the database which contain the details of items (books in our case like Book name , Price, Quantity, Amount ) of each category. Modify your catalogue page (week 2)in such a way that you should connect to the database and extract data from the tables and display them in the catalogue page using PHP**

### **25. HTTP is a stateless protocol. Session is required to maintain the state.**

The user may add some items to cart from the catalog page. He can check the cart page for the selected items. He may visit the catalogue again and select some more items. Here our interest is the selected items should be added to the old cart rather than a new cart. Multiple users can do the same thing at a time(i.e., from different systems in the LAN using the ip-address instead of localhost). This can be achieved through the use of sessions. Every user will have his own session which will be created after his successful login to the website. When the user logs out his session should get invalidated (by using the method session.invalidate() ).

Modify your catalogue and cart PHP pages to achieve the above mentioned functionality using sessions.

**INTELLECTUAL PROPERTY RIGHTS AND PATENTS**

**Unit I**

Introduction to Intellectual Property Law – Evolutionary past – Intellectual Property Law Basics - Types of Intellectual Property - Innovations and Inventions of Trade related Intellectual Property Rights – Agencies Responsible for Intellectual Property Registration – Infringement - Regulatory – Over use or Misuse of Intellectual Property Rights - Compliance and Liability Issues.

**Unit II**

Introduction to Copyrights – Principles of Copyright – Subject Matters of Copyright – Rights Afforded by Copyright Law – Copyright Ownership – Transfer and Duration – Right to Prepare Derivative Works – Rights of Distribution – Rights of performers – Copyright Formalities and Registration – Limitations – Infringement of Copyright – International Copyright Law- Semiconductor Chip Protection Act.

**Unit III**

Introduction to Patent Law – Rights and Limitations – Rights under Patent Law – Patent Requirements – Ownership and Transfer – Patent Application Process and Granting of Patent – Patent Infringement and Litigation – International Patent Law – Double Patenting – Patent Searching – Patent Cooperation Treaty – New developments in Patent Law- Invention Developers and Promoters.

**Unit IV**

Introduction to Trade Mark – Trade Mark Registration Process – Post registration procedures – Trade Mark maintenance – Transfer of rights – Inter parties Proceedings – Infringement – Dilution of Ownership of Trade Mark – Likelihood of confusion – Trade Mark claims – Trade Marks Litigation – International Trade Mark Law

**Unit V**

Introduction to Trade Secrets – Maintaining Trade Secret – Physical Security – Employee Access Limitation – Employee Confidentiality Agreement – Trade Secret Law – Unfair Competition – Trade Secret Litigation – Breach of Contract – Applying State Law.

**Unit VI**

Introduction to Cyber Law – Information Technology Act - Cyber Crime and E-commerce – Data Security – Confidentiality – Privacy - International aspects of Computer and Online Crime.

**REFERENCE BOOKS:**

1. Deborah E.Bouchoux: “Intellectual Property”. Cengage learning , New Delhi
2. Kompal Bansal & Parishit Bansal "Fundamentals of IPR for Engineers", BS Publications (Press)
3. Cyber Law. Texts & Cases, South-Western’s Special Topics Collections
4. Prabhuddha Ganguli: ‘ Intellectual Property Rights’ Tata Mc-Graw – Hill, New Delhi

5. Richard Stim: "Intellectual Property", Cengage Learning, New Delhi.

6. R. Radha Krishnan, S. Balasubramanian: "Intellectual Property Rights", Excel Books. New Delhi.

7. M.Ashok Kumar and Mohd.Iqbal Ali: "Intellectual Property Right" Serials Pub.

University Updates